Kensington®

Pro Fit™ USB Wired Mid-Size Mouse

QUICK START GUIDE
GUIDE DE DEMARRAGE RAPIDE
KURZANLEITUNG
SNELSTARTGIDS
GUIDA RAPIDA
GUÍA RÁPIDA
GYORSKALAUZ
PŘÍRUČKA ZAČÍNÁME
SZYBKI START
КРАТКОЕ РУКОВОДСТВО ПОЛЬЗОВАТЕЛЯ
MANUAL DE INÍCIO RÁPIDO

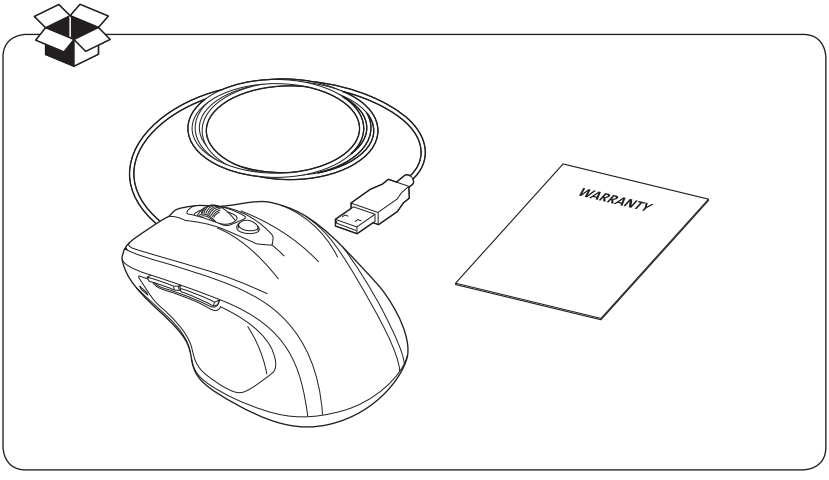

Register Now!
Enregistrer maintenant !
Jetzt registrieren!
Nu registreren
Registrar ahora
Registra adesso
Regisztràljon most!
Zaregistrujte se nyní!
Zarejestruj się!
Зарегистрироваться!
Registe-se agora!

register.kensington.com

Contents / Contenu / Inhalt / Inhoud / Contenuto / Contenido / Tartalom / Obsah / Spis treści / Содержание / Conteúdo

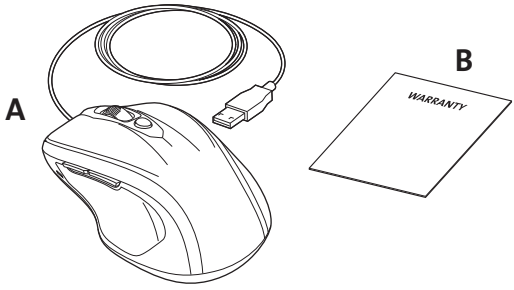

A Wired Mouse / Souris filaire / Maus mit Kabel / Muis met kabelaansluiting / Mouse con cavo / Ratón con cable / Vezetékes egér / Drátová myš / Mysz przewodowa / Проводная мышь / Rato com fios

B Warranty / Livret de garantie / Garantiekarte / Garantiekaart / Scheda di garanzia / Tarjeta de garantía / Garanciakártya / Záruční list / Karta gwarancyjna / Гарантийный талон / Cartão de garantia

600 dpi
1200 dpi
1800 dpi
2400 dpi

Pointer Speed Adjust / Réglage de la vitesse du pointeur / Anpassung der Zeigergeschwindigkeit / Snelheid van de muisaanwijzer aanpassen / Regolazione velocità puntatore / Ajuste de velocidad de puntero / Állítsa be a mutató sebességét / Upravte rychlost ukazatele / Dostosuj szybkość wskaźnika / Настройка скорости движения указателя / Ajuste da velocidade do ponteiro

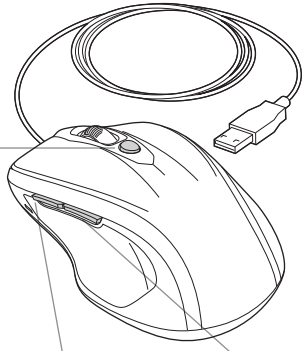

Forward / Suivant / Vor / Vooruit / Avanti / Adelante / Előre / Dále / Dalej / Вперед / Avançar

Back / Précédent / Zurück / Terug / Indietro / Atrás / Hátra / Zpět / Wstecz / Назад / Retroceder

1



Plug in USB cable / Brancher le récepteur / Schließen Sie den EmpfŠnger an / De ontvanger aansluiten / Collegare il ricevitore / Conectar el receptor / Csatlakoztassa a vevőegységet / Připojte přijímač do zásuvky / Podłącz odbiornik / Подключите приемник / Ligue o receptor

2

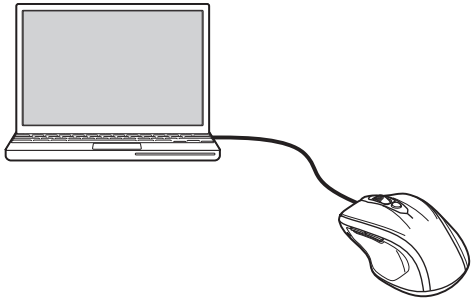

Wait for Windows® to install / Attendre que Windows® procède à l'installation Warten Sie, bis Windows® die Installation abgeschlossen hat / Wachten tot Windows® de installatie uitvoert / Attendere l'installazione da parte di Windows® Esperar que acabe la instalación de Windows® / Várja meg a Windows® telepítését Vyčkejte na instalaci ve Windows® / Poczekaj na zainstalowanie przez system Windows® / Дождитесь завершения установки Windows® / Aguarde até que termine a instalação do Windows®

Common Troubleshooting Steps

1. Unplug and re-plug the mouse.
2. Test the device on another USB port or computer.
3. Some surfaces (including reflective surfaces like glass or mirrors) may "trick" the optical sensor. Use of a mousepad is recommended in these cases.

Technical Support

Technical support is available to all registered users of Kensington products. Technical Support contact information can be found on the back page of this manual.

Web Support

You may find the answer to your problem in the Frequently Asked Questions (FAQ) section of the Support area on the Kensington Website: **www.support.kensington.com**.

Telephone Support

There is no charge for technical support except long-distance charges where applicable. Please visit **www.kensington.com** for telephone support hours.

Please note the following when calling support:

- Call from a phone where you have access to your device.
- Be prepared to provide the following information:
  - Name, address, and telephone number
  - Name of the Kensington product
  - Make and model of your computer
  - System software and version
  - Symptoms of the problem and what led to them

⚠ HEALTH WARNING

Use of a keyboard, mouse, or trackball may be linked to serious injuries or disorders. Recent medical research of occupational Injuries has linked normal, seemingly harmless activities as a potential cause of Repetitive Stress Injuries ("RSI"). Many factors may be linked to the occurrence of RSI, including a person's own medical and physical condition, overall health, and how a person positions and uses his or her body during work and other activities (including use of a keyboard, mouse, or trackball). Some studies suggest that the amount of time a person uses a keyboard, mouse, or trackball may also be a factor. Consult a qualified health professional for any questions or concerns you may have about these risk factors. When using a keyboard, mouse, or trackball, you may experience occasional discomfort in your hands, arms, shoulders, neck, or other parts of your body. However, if you experience symptoms such as persistent or recurring discomfort, pain, throbbing, aching, tingling, numbness, burning sensation, or stiffness, even if such symptoms occur while you are not working at your computer. **DO NOT IGNORE THESE WARNING SIGNS. PROMPTLY SEE A QUALIFIED HEALTH PROFESSIONAL.** These symptoms can be signs of sometimes permanently disabling RSI disorders of the nerves, muscles, tendons, or other parts of the body.

FEDERAL COMMUNICATIONS COMMISSION RADIO FREQUENCY INTERFERENCE STATEMENT

This device has been tested and found to comply with the limits for a Class B digital device, pursuant to Part 15 of the FCC Rules. These limits are designed to provide reasonable protection against harmful interference in a residential installation. This equipment generates, uses and can radiate radio frequency energy and, if not installed and used in accordance with the instructions, may cause harmful interference to radio communications. However, there is no guarantee that interference will not occur in a particular installation. If this equipment causes harmful interference to radio or television reception, which can be determined by turning the equipment off and on, the user is encouraged to try to correct the interference by one or more of the following measures:

- Reorient or relocate the receiving antenna.
- Increase the separation between the equipment and receiver.
- Connect the equipment into an outlet on a circuit different from that to which the receiver is connected.
- Consult the dealer or an experienced radio/TV technician for help.

MODIFICATIONS: Modifications not expressly approved by Kensington may void the user's authority to operate the device under FCC regulations and must not be made.

SHIELDED CABLES: In order to meet FCC requirements, all connections to equipment using a Kensington input device should be made using only the shielded cables.

FCC RADIATION EXPOSURE STATEMENT

This equipment complies with FCC radiation exposure limits set forth for an uncontrolled environment. End users must follow the specific operating instructions for satisfying RF exposure compliance.

FCC DECLARATION OF CONFORMITY COMPLIANCE STATEMENT

This product complies with Part 15 of the FCC rules. Operation is subject to the following two conditions: (1) This device may not cause harmful interference, and (2) This device must accept any interference received, including interference that may cause undesired operation. As defined in Section 2.909 of the FCC Rules, the responsible party for this device is Kensington Computer Product Group, 333 Twin Dolphin Drive, Redwood Shores, CA 94065, USA.

INDUSTRY CANADA CONFORMITY

This device has been tested and found to comply with the limits specified in RSS-210. Operation is subject to the following two conditions: (1) This device may not cause interference, and (2) This device must accept any interference, including interference that may cause undesired operation of the device. This Class [B] digital apparatus complies with Canadian ICES-003.

CE DECLARATION OF CONFORMITY

Kensington declares that this product is in compliance with the essential requirements and other relevant provisions of applicable EC directives. For Europe, a copy of the Declaration of Conformity for this product may be obtained by clicking on the Compliance Documentation link at **www.support.kensington.com**.

THE FOLLOWING INFORMATION IS ONLY FOR EU-MEMBER STATES:



The use of the symbol indicates that this product may not be treated as household waste. By ensuring this product is disposed of correctly, you will help prevent potential negative consequences for the environment and human health, which could otherwise be caused by inappropriate waste handling of this product. For more detailed information about recycling of this product, please contact your local city office, your household waste disposal service or the shop where you purchased the product.

Kensington and the ACCO name and design are registered trademarks of ACCO Brands. The Kensington Promise is a service mark of ACCO Brands. Pro Fit is a trademark of ACCO Brands. Windows is a registered trademark of Microsoft Corporation. All other registered and unregistered trademarks are the property of their respective owners.

© 2012 Kensington Computer Products Group, a division of ACCO Brands. Any unauthorized copying, duplicating, or other reproduction of the contents hereof is prohibited without written consent from Kensington Computer Products Group. All rights reserved. 10/12